

*From the Year 3/4 Leader- Mr Simon Gliddon*



Dear KGPS Families,

## What is happening in 3/4

Can you believe it we are in Week 9 of Term 3? This Term has gone so quickly and it is great to reflect on what a wonderful term we have had. From our Student Led Conferences to the 5/6 Camp, our students have continually demonstrated our school values of GRATITUDE, RESPECT, EXCELLENCE, EMPATHY AND KINDNESS and I could not be prouder of them.

## 3/4 Excursion to Lume

On Monday, the 3/4 students went to the Lume exhibition, as part of our 'Where We Are In Place and Time' Unit of Inquiry. They explored the many works of Vincent Van Gogh and how he explored the world of art to be an innovative and expressive individual. Students have now used this new knowledge in their own explorative products, making innovative designs to showcase their own discoveries, including new species of plants, animals and new land on Earth.

Also, thank you to the parent volunteers (Sylvia Rodriguez, Riferia Pawlowski, Hahn Duong and Robert Rudnew) for attending the 3/4 Lume Excursion on Monday, your support was much appreciated. We hope you had as much fun as we did.



## Year 5/6 Camp

Last week, our 5/6 students attended Camp Rumbug. Although a little fresh, the weather was beautiful and the feedback from all students was extremely positive. General consensus was that the raft building activity was the most popular, even though some of the rafts did not make it to the other end. The mud run was another favourite, particularly Mrs Matlock who thoroughly enjoyed throwing muddy water at anyone who came near her! There were many tired bodies on Friday afternoon at pick up, that is for sure!

Thank you to all the staff and volunteers that attended our camp last week. Without your support, these special events would not be possible. We were very pleased to hear that all students were excellent representatives of our school, we are very proud of you.





## Year 1 Toy Expo

Our Year 1 students have finished their toys and are looking forward to taking them home next week! Thank you to our families who sent craft/recyclable items in, and also a huge thank you to Keysborough Bunnings for donating many of our materials (wood, nails, hammers and paints to name a few).

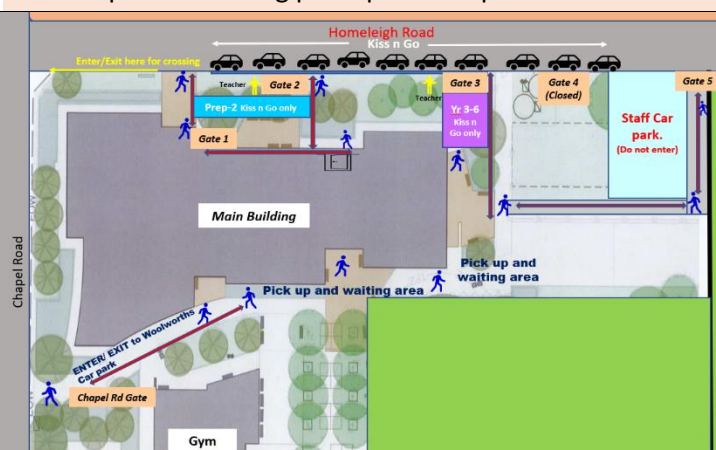
The central idea in Year 1 this term was 'properties of materials can determine how they are used'. Our students followed our PYP Inquiry LAUNCH Cycle to create their amazing toys. They learned about the properties of different materials. Then asked questions and designed a plan for their own creation. They navigated ideas and commenced creating a final product. Once our students completed a toy they highlighted and reflected on their learning, and even had peer feedback when they the TOY SHOP to the Year 2 students!

What a spectacular learning experience Year 1s!



## Kiss and Go changes

As you are aware, the works have now finished outside the Prep/ Art room area, and it is looking fantastic. Due to the completion, we are going to move back to our previous Kiss and Go Procedures for drop off and pick up. Gates 1, 2 & 3 will be open for your child to exit/enter to your vehicle. **Note that gate 4 will be locked during these times (the map below shows the open gates).** It is important that the whole Kiss and Go zone is used, so please move as close to the front as possible during pick up and drop off.



## Performance Fortnight- SAVE THE DATE reminder

We are very excited to announce the dates for our school performances, with times to be confirmed at a later date. Please find the dates below:

Prep- Year 4 performances: Thursday 20<sup>th</sup> October (Week 3).

Year 5/6 performances: Thursday 27<sup>th</sup> October (Week 4).

Tickets go on sale next term!

## Footy Day – reminder and flyer with gold coin

We are very excited to be hosting our KGPS Footy Day on Friday 16<sup>th</sup> September, the last day of Term 3. It will be a great opportunity to showcase your favourite team! All gold coin donations will go toward the State School Relief.

**GO HAWKS!**



## Planning Week:

In week 10, Learning Community teachers will be planning their Term 4 programs, with each team planning on the following days:

**Monday – Year 3/4**

**Tuesday – Prep**

**Wednesday – Year 1 and 2**

**Thursday – Year 5/6**

On each of these days, our specialist team will be running their program with the students.

## Working Bee- Tuesday 13<sup>th</sup> September

Now that the current landscaping projects have been completed, we would like to tidy up a few areas of the school before the holidays.

On Tuesday from 2:30-4pm, we are asking for any volunteers. If you are interested, please see the attached flyer for more information.

## Sickness

If your child has gastro, vomiting or diarrhea, a reminder that it is a requirement to stay at home for 24 hours before returning to school. This is to ensure the health and safety of all our community.

## Cooking Club

Last week, we started running our 3-6 cooking club, facilitated by Mrs De Silva and Mrs Drummy. The students had so much fun making an apple and strawberry turnover. I was very jealous seeing the students coming upstairs and eating this yummy treat as it looked and smelt delicious. Each week, we will attach the recipe if you want to have a go at home.

## State School Spectacular

We can't wait to hear all about the wonderful experiences that will be happening this Saturday at State School Spectacular. Good luck to our 12 students that are involved.



Kind Regards,

*Simon*

Simon Gliddon | Year 3/4 Leader





## CONGRATULATIONS TO THE STUDENTS OF THE WEEK!


- Archie Nguyen
- Ava Lam
- Tavion Zhao
- Hudson Te Tauru
- Krishita Gupta
- Jayden Narayan
- Evan Jong
- Karlin Bun
- Kaye Huynh
- Maya Heng
- Kulyodh Singh Dhaliwal
- Rakhin Kumarasinghe
- All of 1C Class
- Arian Mehta
- Evie Ly
- Tommi Un
- Ishan Dineshkumar
- Tavion Zhao

## DIARY DATES 2022

### September 2022

Friday 9 <sup>th</sup>	Wk 9	Yr 2 Planks Incursion (sleepover students only) SSS Dress Rehearsal
Saturday 10 <sup>th</sup>	Wk 9	SSS Performance- Mantinee & Evening
Monday 12 <sup>th</sup>	Wk 10	Division Athletics (Ross reserve)
Tuesday 13 <sup>th</sup>	Wk 10	Working Bee 2:00pm-4pm 
Thursday 15 <sup>th</sup>	Wk 10	Yr 5/6 Circus Skills Incursion
Friday 16 <sup>th</sup>	Wk 10	Footy Dress up Day  <b>Last Day of Term 3</b> - Dismissal 3:30pm

### OCTOBER 2022

Monday 3 <sup>rd</sup>	Wk 1	First Day of Term 4—students return
Thursday 13 <sup>th</sup>	Wk 2	School Council – 5.30pm
Wednesday 19 <sup>th</sup>	Wk 3	Regional Athletics (Casey Fields)
Thursday 20 <sup>th</sup>	Wk 3	Junior Production Interschool Division Finals
Thursday 27 <sup>th</sup>	Wk 4	Senior Production
Friday 28 <sup>th</sup>	Wk 4	World Teachers Day 
Monday 31 <sup>st</sup>	Wk 5	<b>Curriculum Day – Student Free Day</b>

### NOVEMBER 2022

Tuesday 1 <sup>st</sup>	Wk 5	<b>MELB CUP DAY – Public Holiday</b>
Friday 11 <sup>th</sup>	Wk 6	Remembrance Day

- Assembly every **Friday at 9:10am**



SCOUTS & SCHOOLS  
**MONSTER RAFFLE**

**1<sup>st</sup>**  
Mitsubishi XD ASX ES  
Valued at \$26,114  
(incl. on-road costs)

**2<sup>nd</sup>**  
Family Holiday with  
accommodation for four  
nights, flight vouchers  
included.  
Valued at \$4,380

**3<sup>rd</sup>**  
Overland Track Hike with  
guide and private  
accommodation included.  
Valued at \$4,295

**\$2**  
Per ticket

Photo for illustration purposes only



## Over 100 prizes to be won!

Including a car, family holiday, Overland Track hike, holidays, kite boarding lessons, an electric scooter, bikes, Tiger Moth joy flight, wireless speakers, headsets and so much more!

**\$1.50 from every ticket goes to our school**

**Ticket On Sale Now!!**



scan the QR code to  
buy your tickets now

<https://scoutsvic.raffletix.com.au/keysboroughgardensps>



## Whole School Parents and families come along and join us for a TERM 3 'MINI' WORKING BEE



**Tuesday 13<sup>th</sup> September 2:30pm-4pm**

Dear families,

Now that the current landscaping projects have been completed, we would like to tidy up a few areas of the school before the holidays.

We are calling on any available helpers to join us for a 'mini' working bee next Tuesday from 2:30-4pm.

Any amount of time you can contribute will be greatly appreciated, **even 30 minutes would be great.**

The convenor for this Working Bee will be **Mr Russell McLeod, our maintenance, and grounds staff member.**

Please sign in at the office when you arrive.

Thank you in advance for contributing to the maintenance and beautification of our grounds to the benefit of all students.

Yours sincerely,

*Sherri Jenkins and the 2022 School Council Buildings and Grounds Sub- Committee*

AREA	STANDARD JOBS LIST JOB	EQUIPMENT REQUIRED School has only a small amount of equipment therefore if you have your own to bring would be great, please clearly name this.
Back fence-Weeding	Clearing weeds –around pittosporums and fence line. Fertilizing pittosporums.	Spade, weeding fork/handheld shovel, gloves
Playground	Rake mulch – even out surface	Rake
Vegetable Garden	Weeding	Weeding forks, gloves

**We hope to see you there! 🐝**



## Sometimes things at home are not OK and you need extra help and support.

The Orange Door is here to listen to you and support you to get the help you need quickly and easily.

**If you are in immediate danger, call Triple Zero (000).**

### The Orange Door can help if:

- You are worried about the wellbeing and/or development of your child(ren).
- You need help to strengthen your parenting skills and develop positive family relationships.
- Your family needs help to get through stressful times, which may be caused by a range of reasons including separation, mental health, grief, drug and alcohol abuse, financial worries, illness or living with a disability.
- You need extra help managing the behaviour of your child(ren).
- Someone at home is making you, your children or another family member feel unsafe or afraid.
- You're pregnant or a new parent and need support and advice.
- You have concerns for a vulnerable child in your community.

### The Orange Door can help by:

- Listening to you to understand the difficulties you're facing.
- Helping you to explore your options and think about what you want to do next.
- Working with you to improve you and/or your family's situation.
- Connecting you to services that can help, such as parenting support groups, services for children, family violence support, counselling, financial help, or legal assistance.
- Providing advice to help you access funding for basic living expenses and other costs.
- Providing information and advice to professionals if you are worried about a vulnerable child in your community.



## How can I access The Orange Door?

The Orange Door is open 9am to 5pm Monday to Friday (closed on public holidays).

**Call** 1800 271 170

**Email** [sma@orangedoor.vic.gov.au](mailto:sma@orangedoor.vic.gov.au)

**Walk in** 311 Lonsdale Street, Dandenong

For counselling and support for parents and carers of children from 0-18 years, **call Parentline Victoria** on 13 22 89 (*free call*) (8am – midnight, 7 days a week).

For 24/7 support **call Safe Steps** on 1800 015 188.

The Orange Door can work with you if you use communication aids or require an interpreter, including Auslan.

Find out more about The Orange Door or your nearest support service at: **[orangedoor.vic.gov.au](http://orangedoor.vic.gov.au)**

### The Orange Door - Southern Melbourne

provides services to people in the local councils of Cardinia Shire, Casey and Greater Dandenong.

You can provide feedback about your experience with The Orange Door at **[orangedoor.vic.gov.au/feedback](http://orangedoor.vic.gov.au/feedback)** or by calling **1800 271 170** and asking to speak to your worker, a supervisor or the manager.



## APPLE STRAWBERRY TURN OVERS

### Ingredients – Approximately 12 serves

- ☐ 3 Sheets puff pastry
- ☐ 3 large pink lady apples, peeled, quartered, cored and thinly sliced
- ☐ 10 strawberries, washed, hulled and thinly sliced
- ☐ 50 grams butter
- ☐ 1 tablespoon caster sugar and extra to sprinkle
- ☐ Pinch cinnamon
- ☐ 10ml of Milk

### Equipment

- |   |  |
|---|--|
| <input type="checkbox"/> Knife            | <input type="checkbox"/> Eggflip                   |
| <input type="checkbox"/> Scales           | <input type="checkbox"/> Pastry brush              |
| <input type="checkbox"/> Measuring spoons | <input type="checkbox"/> Oven trays and oven mitts |
| <input type="checkbox"/> Bowls            | <input type="checkbox"/> Peeler                    |
| <input type="checkbox"/> Chopping board   |  |
| <input type="checkbox"/> Wooden spoon     |  |
| <input type="checkbox"/> Cutters          |  |

### Method:

1. Preheat oven to 200°C.
2. Line baking tray with non-stick baking paper
3. Cut each sheet pastry into four even squares
4. Prepare and thinly slice fruits
5. Layer the fruit over one side of the square, sprinkle over the sugar, cinnamon and brush with melted butter.
6. Using your fingertips trace edges of square with a little water, used to seal pastry later.
7. Fold pastry corner to corner to form a triangle.
8. Using a fork, crimp the edges of the pastry.
9. Brush the triangles with milk and sprinkle with little extra sugar.
10. Bake in oven for 15-18 minutes or until the pastry becomes golden.
11. Serve warm or cold, on their own or with ice cream.

